

Candidate Guide

AUES faculty competition selection system

Generated automatically from the local project: 2026-05-08


Important

The screenshots use demonstration data. Real names, departments, and statuses may differ, but the order of actions is the same.

01

Registration

Open the registration page, enter a username, email, password, and the image code. After submission, the system creates a candidate account.


Gumarbek Daukeyev
Energo University

Almaty University of Energy and Communications
Creating an account to access the competitive selection system

After registration, login to the system will open only after confirmation of the email using the link from the letter.

Login

Use only lowercase English letters and numbers without spaces.


Email

A link to activate your account will be sent to this address.

Password

Password confirmation

Check



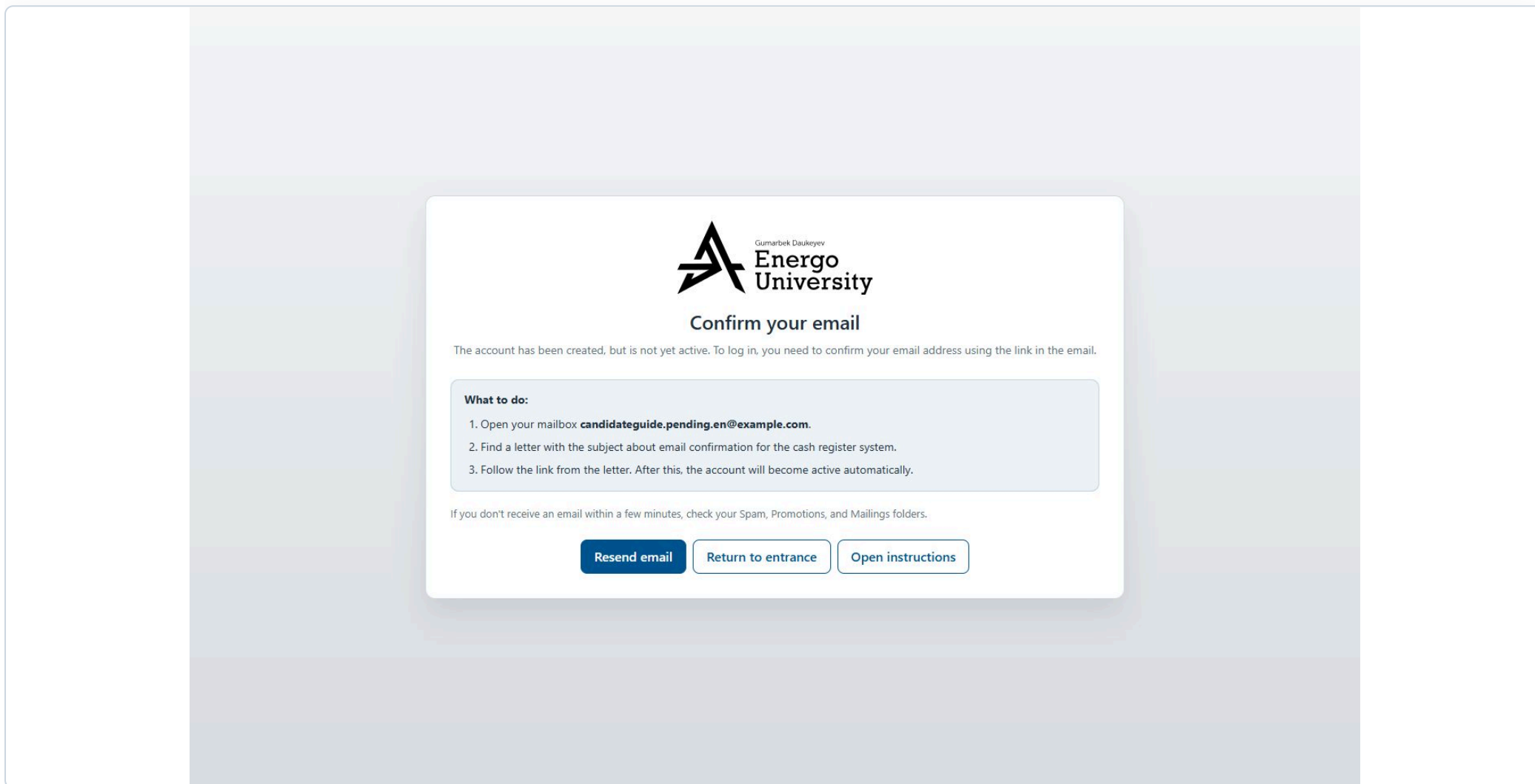
Enter the characters from the picture. If the code is difficult to understand, refresh the page.

Register

[I already have an account](#)
[System instructions](#)

Email Confirmation

Open the message sent to your email address and follow the confirmation link. Access to the cabinet is blocked until the email is confirmed.



03

Account Activation

After following the link, the email is confirmed, the account is activated, and you can open the personal cabinet.

Email confirmed. The account has been activated. ×



Email successfully confirmed

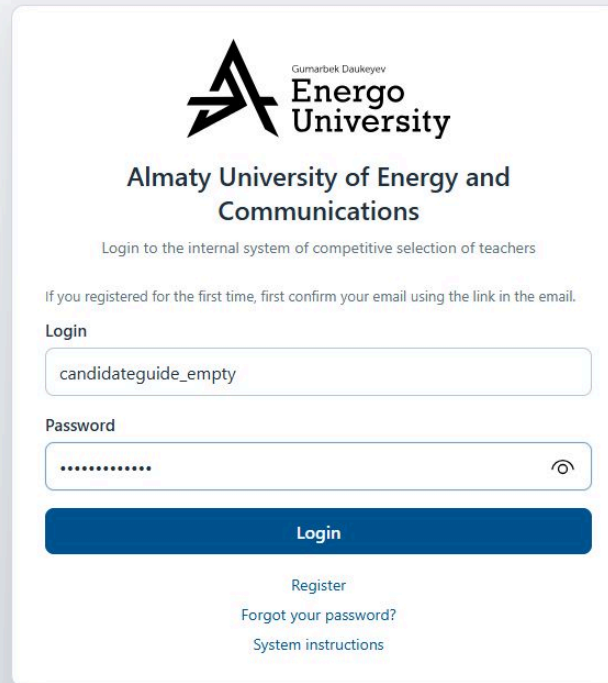
The address is confirmed, the account is activated. You are already logged in and can go to your personal account.


[Go to your account](#)

[Open instructions](#)

Login

Enter your username and password. If you forgot the password, use the recovery link on the same page.



 Gumarbek Daukeyev
**Energo
University**


**Almaty University of Energy and
Communications**

Login to the internal system of competitive selection of teachers

If you registered for the first time, first confirm your email using the link in the email.

Login

Password



Login

[Register](#)
[Forgot your password?](#)
[System instructions](#)

Password Recovery

Enter the email address used during registration. A password reset link will be sent to that address.



Forgot your password?

1. Enter the email address you provided during registration.
2. Instructions for restoring access will be sent to this address.
3. After changing your password, use the new password to log in.

Enter your mailing address

Enter the mailing address specified during registration.

Check



Enter the characters from the picture. If the code is difficult to understand, refresh the page.

Send

[Return to entrance](#)

First Cabinet View

The start page shows whether you have an active application. If there is no application, start with the create application button.

Competitive Selection

- Personal account
- My profile
- My applications
- Instructions

ROLE: CANDIDATE

RU EN KK Profile Log out

Personal account

Candidate start page: status of profile, applications, attachments and upcoming actions.

My application

No active request

You do not have an active application yet.

After creating an application, you can fill out the form and attach files in the required sections.

[+ Create a request](#)

Information


Current status: No active request

Working condition

A brief summary of your current application is displayed here.

Create Application

Fill in your full name, department, desired position, and mandatory consents. After saving, the system opens the profile form.



Competitive Selection

- Personal account
- My profile
- My applications**
- Instructions

ROLE: CANDIDATE

New application

RU EN KK Profile Log out

Enter the basic application details and immediately proceed to filling out the application form.

Full name

Department

Desired position


Consent to the processing of personal data

I agree to audio and video recording of the meeting of the competition commission

Save and go to profile Back

Candidate Profile

The profile includes personal information, education, work experience, teaching, research, languages, skills, grants, and researcher profile sections.



Competitive Selection

Personal account

My profile

My applications

Instructions

My profile

RU EN KK Profile Log out

Fill out the form section by section and check that everything is ready to submit your application.

- Personal information** (filled) + ✎
Алия Темирова · +77015550100 · candidateguide.empty@example.com
- Education** (not filled) +
- Work experience** (not filled) +
- Teaching activities** (not filled) +
- Scientific activities** (not filled) +
- Languages** (not filled) +
- Skills** (not filled) +

Personal Data and Files

Open the personal information section, complete the required fields, and attach your CV and identity document.

MY PROFILE ×

Personal information

Position ● ▼

Department ● ▼

Academic degree ●

Academic title ●

Date of birth ● 📅

Place of birth ●

Gender ▼

Nationality ●

Citizenship ● ▼

Residence address ●

IIN ●

Marital status ●

Attitude to military service ●

Having a criminal record

Profile Log out

+ ✎

+ + + + + + + +

Education

Add at least one education record and attach a diploma. The application cannot be submitted without this.

ОБРАЗОВАНИЕ

Add: Образование

Добавьте сведения об образовании, дипломах и квалификации.

Educational institution ●	Address
<input type="text"/>	<input type="text"/>
Year of admission	Year of graduation
<input type="text"/>	<input type="text"/>
Specialty ●	Qualification
<input type="text"/>	<input type="text"/>
Diploma number	
<input type="text"/>	

Attach diploma
The diploma file is not attached

Attach file

× Cancel ✓ Save

Ready to Submit

When the required sections and files are complete, the profile page shows the action for submitting the application.

Gumarbek Daultayev Energo University

Competitive Selection

- Personal account
- My profile**
- My applications
- Instructions

My profile


RU EN KK Profile Log out

Fill out the form section by section and check that everything is ready to submit your application.

- Personal information**
Айдана Сейтова · +77015550101 · candidateguide.draft@example.com · Associate Professor
- Education**
Алматинский университет энергетики и связи, Информационные системы, 2010
- Work experience**
АУЭС, Старший преподаватель · 01.09.2015 — to date
- Teaching activities**
Software Architecture, Программная инженерия · Русский / Английский · 8 years
- Scientific activities**
Publication · Model-driven quality checks for university software projects · 2024
- Languages**
English · Medium
- Skills**
Curriculum Design · Высокий

Review Application

Open the application and check the status card, attachments, and readiness hints. A draft can be edited before submission.



Gumarbek Daulbayev
Energo University

Competitive Selection

- Personal account
- My profile
- My applications**
- Instructions

ROLE: CANDIDATE

Application #10

RU EN KK Profile Log out

Check the readiness of the application, questionnaire and attachments.

APPLICATION NUMBER **KKK-2605-00010** DRAFT

Айдана Сейтова

Creation date	08.05.2026 09:17	Department	Кафедра программной инженерии
Sender	Айдана Сейтова (candidateguide.draft@example.com)	Position	Associate Professor
Application status	Draft	Procedure stage	Draft

Submission Filled out

Consideration Waiting to be sent

Solution Waiting for the result

Prepare your application for submission

The questionnaire is stored separately, so you can add to it and then submit your current application for review.

Edit application Open profile View/Print Send a request

Application content

All key materials on the current submission are collected in one place.

After Submission

After submission, the application appears under My Applications, and profile editing is locked until a possible revision request.

The screenshot displays the 'My applications' page for a candidate. The interface includes a sidebar for navigation, a main content area with application statistics, and a detailed view of the current application.

Left Sidebar:

- Logo: **Energo University** (Gumarbek Daulbayev)
- Section: **Competitive Selection**
- Personal account
- My profile
- My applications** (highlighted)
- Instructions

Main Content Area:

ROLE: CANDIDATE

RU EN KK Profile Log out

My applications

Keep track of the current application, submission history, and revision comments.

Submitted

CURRENT APPLICATION #11 Submitted	TOTAL APPLICATIONS 1 Current and archived requests are displayed here.	ARCHIVE 0 A history of completed or archived submissions is retained for review.
--	---	---

Open current request Open profile

Current application

Basic status, review stage and quick actions for active submission.


APPLICATION NUMBER **KKK-2605-00011** IN WORK

Мадина Ермекова

Submission date 06.05.2026 09:17	Department Кафедра программной инженерии
Sender Мадина Ермекова (candidateguide.submitted@example.com)	Position Associate Professor
Application status Submitted	Attachments 3 files

Review Status

Open the current application to see the stage, HR or department comments, attachments, and final information.



Gumarbek Daulbayev
Energo University

Competitive Selection

- Personal account
- My profile
- My applications**
- Instructions

ROLE: CANDIDATE

Application #11

Check the readiness of the application, questionnaire and attachments.

RU EN KK Profile Log out

APPLICATION NUMBER **KKK-2605-00011** IN WORK

Мадина Ермакова

Submission date	06.05.2026 09:17	Department	Кафедра программной инженерии
Sender	Мадина Ермакова (candidateguide.submitted@example.com)	Position	Associate Professor
Application status	Submitted	Procedure stage	Submitted

Submission Submitted

Consideration On the HR side

Solution Waiting for the result

Application sent

The materials have been accepted by the system. HR can send the application to the department, return it for revision, or remove it from the active stream.

Open profile View/Print

Application content

All key materials on the current submission are collected in one place.

Printable Form


The print button opens a compact version of the application and profile. You can save or print it from the browser.

The image shows a digital form for an application. At the top right, there are two buttons: "Download / Print" (dark blue) and "Back to application" (white with a blue border). The form itself is titled "Application #" and includes two "Submitted" status indicators. Below the title, the institution "Almaty University of Energy and Communications" is listed. The form is divided into sections: "Basic information" with fields for Candidate (Madina Ermeкова), Department (Кафедра программной инженерии), Position (Associate Professor), Creation Date (08.05.2026 09:17), Sent Date (06.05.2026 09:17), and Profile Status (Submitted). A "BRIEF INFORMATION" section contains the text "Подача на участие в конкурсе по кафедре программной инженерии." The "Candidate Profile" section includes fields for Full Name (Madina Ermeкова), Phone (+77015550102), E-mail (candidateguide.submitted@example.com), Date of Birth (14.05.1989), Citizenship (Republic of Kazakhstan), and IIN (890514400123). A partially visible "RESIDENCE ADDRESS" field is at the bottom.

Application #	
Almaty University of Energy and Communications	
Submitted Submitted	
Basic information	
CANDIDATE Мадина Ермекова	DEPARTMENT Кафедра программной инженерии
POSITION Associate Professor	CREATION DATE 08.05.2026 09:17
SENT DATE 06.05.2026 09:17	PROFILE STATUS Submitted
BRIEF INFORMATION Подача на участие в конкурсе по кафедре программной инженерии.	
Candidate Profile	
FULL NAME Мадина Ермекова	PHONE +77015550102
E-MAIL candidateguide.submitted@example.com	DATE OF BIRTH 14.05.1989
CITIZENSHIP Republic of Kazakhstan	IIN 890514400123
RESIDENCE ADDRESS	

Revision

If HR returns the application, read the comment, correct the profile or application, and submit the materials again.



Gumarbek Daulbayev
Energo University

Competitive Selection

- Personal account
- My profile
- My applications**
- Instructions

ROLE: CANDIDATE

Application #12

RU EN KK Profile Log out

Check the readiness of the application, questionnaire and attachments.

APPLICATION NUMBER
KKK-2605-00012 REFINEMENT

Динара Омарова

Submission date 08.05.2026 09:17	Department Кафедра программной инженерии
Sender Динара Омарова (candidateguide.returned@example.com)	Position Associate Professor
Application status Returned for revision	Procedure stage Returned for revision

Submission (Returned for revision) — Consideration (After revision) — Solution (Waiting for the result)

! The application needs to be finalized

Correct the comments, check the application form and attachments by section, then resubmit the application. Comment: Уточните сведения по документу, удостоверяющему личность, и обновите файл резюме.

Edit application Open profile View/Print Send a request

Application content

All key materials on the current submission are collected in one place.

Completion and Archive

After the procedure is completed, the application moves to the archive. The application history and final status remain available there.

The screenshot displays a web interface for an application archive. At the top, a header reads "Archive of applications" with a notification badge "1". Below the header, a message states: "Completed and deleted applications are saved here to view the history."

The main content area features a card for application "KKK-2604-00013" by "Айдана Сейтова". The card includes a list of details:

- Submission date:** 10.04.2026 09:17
- Department:** Кафедра программной инженерии
- Sender:** Айдана Сейтова (candidateguide.archived@example.com)
- Position:** Associate Professor
- Application status:** Archived
- Attachments:** 3 files

A progress timeline at the bottom of the card shows three stages:

- Submission:** Submitted
- Consideration:** Review completed
- Solution:** Accepted

Below the timeline, a message box states: "Application in archive. The application is complete and is only available for archived viewing." At the bottom of the card, there are three buttons: "Open application", "Open profile", and "Print/PDF".

Built-In Help

The Instruction section in the sidebar contains a short role-based guide for the main actions.

The screenshot shows a user interface for 'Competitive Selection' at Energo University. The sidebar on the left contains navigation links: 'Personal account', 'My profile', 'My applications', and 'Instructions' (which is highlighted). The main content area is titled 'HELP' and 'Instructions'. It includes language selection buttons for 'RU', 'EN', and 'KK', and user action buttons for 'Profile' and 'Log out'. The main content provides step-by-step instructions for candidates, starting with a reminder about the questionnaire and application. The instructions are organized into four numbered steps:

- 1. Fill out the form**
Open «My profile».
Fill out the required fields and attach documents by section.
Then you can create a request.
- 2. Create a request**
Open «My applications» and press «Create a request».
Select a department and position.
After submission, the application receives the "Submitted" status.
- 3. Monitor the status**
Click «Open application».
See status and comments.
If your application was returned for revision, correct the information and submit it again.
- 4. What happens next**
After HR, the application goes through the department, then the "Validation of DAV and Science" stage, after which it returns to HR again.
If the application was included in the CQC, this will be displayed in the status.
An archived or deleted application is available for viewing only.

Application Route

After submission, the candidate mainly tracks statuses: Submitted, Sent to Department, DAF and Science Review, Checked by DAF and Science, Sent to KKK, Archived. If the application is returned for revision, correct the data and submit it again.